

Next generation VRV system featuring
VRT now with Airside Control



VRV

H SERIES / R SERIES

Heat Pump 50 Hz
Heat Recovery 50 Hz

R-410A

Advanced technologies for greater energy savings

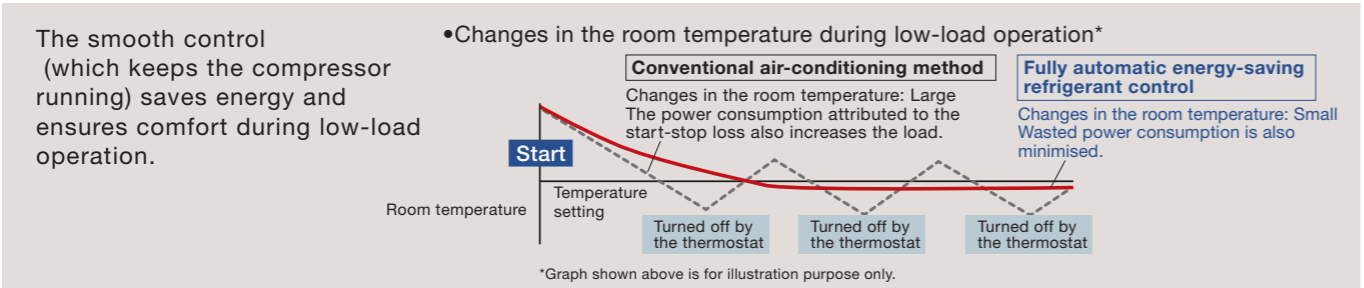
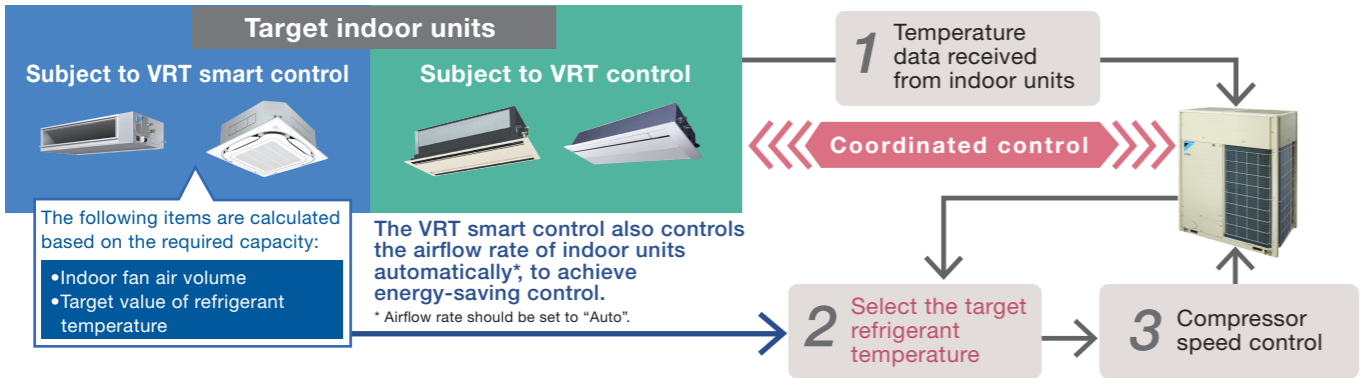
By uniting advanced software and hardware technologies, VRV H Series / R Series is able to attain greater heights in energy savings and comfort.

VRT Smart Control (Fully Automatic Energy-saving Refrigerant Control)

Software technology

Daikin's VRT Smart technology takes comfort and energy performance to the next level. Building on our variable refrigerant temperature technology which enables the evaporating temperature to adjust to meet the varying load, VRT Smart is now also able to automatically adjust the indoor unit airflow rate (Airside Control) to ensure optimal comfort and energy performance is delivered at all times.

•Overview of the control (system control flow)
Different automatic energy-saving refrigerant control applies depending on the indoor units connected.



Note:
•For the classification of indoor units (VRT smart control and VRT control), refer to pages 3–4.
•If a system has indoor units subject to both VRT smart and VRT control, the system is operated under VRT control.
•If a system has both outdoor-air processing air conditioners and outdoor-air processing type indoor units, VRT smart control and VRT control are disabled only available during either all cooling operation or all heating operation.

Optimum utilisation of VRT Smart Control and VRT Control

VRT Smart and VRT control is most effective when all the indoor units operate under low load conditions in a similar manner. Low load conditions is the time when room temperature approaches set temperature. For this reason, please note the following to maximise efficacy.

•When selecting indoor units
Indoor units are installed in a system so that they operate largely under the same conditions. Energy efficiency decreases for the installation patterns indicated below.

Example:

- 1) A load imbalance occurs because an indoor unit on the same system is installed near the perimeter of the room or in the vicinity of a room entrance.
- 2) Different operating hours for indoor units.
- 3) Energy efficiency decreases when the set temperature of a specified indoor unit is set to an extreme during cooling operation. E.g. 18°C

VRV

New

H SERIES / R SERIES

New Scroll Compressor*

Hardware technology

Refrigerant leakage is minimised during low-load operation.
Operational loss due to refrigerant leakage is reduced with the inclusion of a proprietary back pressure control mechanism to ensure stable low-load operation.

Back pressure control mechanism

Conventional mechanism

The orbiting scroll is engaged by the pressure difference between high and low pressures. The force engaging the orbiting scroll decreases during low-load operation, resulting in compression leakage from movable parts.

New

New intermediate pressure mechanism

The pressure on the orbiting scroll is optimised according to operating conditions. As a result, the orbiting scroll has been stabilised to increase efficiency during low-load operation.

Intermediate pressure adjustment port

The intermediate pressure (back pressure) optimises the force pressing the movable scroll depending on the operating condition.

The force pressing the orbiting scroll decreases during low-load operation.

The intermediate pressure maintains pressure on the orbiting scroll during low-load operation.

Compressor efficiency*

Compressor efficiency

— New compressor
- - - Conventional compressor

The back pressure control mechanism increases the efficiency during low-load operation.

Load factor

* The new mechanism is only applicable to Heat Pump models in RXYQ10, 12 and 20A models.
*Graph shown above is for illustration purpose only.

New Single Unit Model

The VRV Heat Recovery (VRV R) series now features a 6 Class single module model for additional 12, 14 and 22 Class High-COP type combinations.

Product lineup


























		Class	6	8	10	12	14	16	18	20	22	24	26	28	30	32	34	36	38	40	42	44	46	48	50	52	54	56	58	60
VRV H SERIES VRV R SERIES	High-COP Type	—	—	—	6 +	6 +	8 +	8 +	8 +	8 +	8 +	8 +	8 +	8 +	8 +	8 +	10 +	12 +	—	—	—	—	—	—	—	—	—	—	—	—
	Standard Type	6	8	10	12	14	16	18	20	10 +	12 +	12 +	12 +	12 +	12 +	16 +	16 +	16 +	12 +	12 +	10 +	12 +	14 +	16 +	16 +	16 +	18 +	18 +	18 +	20 +

Indoor unit lineup

Enhanced range of choices
















A mixed combination of VRF indoor units and residential indoor units can be included into one system, opening the door to stylish and quiet indoor units.

VRF indoor units

Type	Model Name	Capacity Range (Class)	Capacity Index															
			20	25	32	40	50	63	71	80	100	125	140	145	160	180	200	250
			0.8	1	1.25	1.6	2	2.5	3	3.2	4	5	6	5.8	6.4	7.2	8	10
			20	25	31.25	40	50	62.5	71	80	100	125	140	145	160	180	200	250
Ceiling Mounted Cassette (Round Flow with Sensing)	<div>New</div> FXFSQ-AVM																	
Ceiling Mounted Cassette (Round Flow)	FXFQ-PVE																	
Ceiling Mounted Cassette (Compact Multi Flow)	FXZQ-A2VEB																	
Ceiling Mounted Cassette (Double Flow)	FXCQ-MVE																	
Ceiling Mounted Cassette (Single Flow)	<div>New</div> FXEQ-AV36																	
Slim Ceiling Mounted Duct (Standard Series)	<div>New</div> FXDQ-PDVE (with drain pump)																	
	<div>New</div> FXDQ-NDVE (with drain pump)																	
Slim Ceiling Mounted Duct (Compact Series)	<div>New</div> FXDQ-TV1A(A)																	
Ceiling Concealed Duct	FXDYQ-MAV1																	
Middle Static Pressure Ceiling Mounted Duct	<div>New</div> FXSQ-PAVE																	
Ceiling Mounted Duct	<div>New</div> FXMQ-PAVE																	
	<div>New</div> FXMQ-PV1A																	
Outdoor-Air Processing Unit	FXMQ-MFV1																	
4-Way Flow Ceiling Suspended	FXUQ-AVEB																	
Ceiling Suspended	FXHQ-MAVE																	
Wall Mounted	FXAQ-PVE																	
Floor Standing	FXLQ-MAVE																	
Concealed Floor Standing	FXNQ-MAVE																	
Heat Reclaim Ventilator with DX-Coil and Humidifier	VKM-GA(M)V1		Airflow rate 500-1000 m³/h															
Heat Reclaim Ventilator	VAM-GJVE		Airflow rate 150-2000 m³/h															

* For connection of the air handling unit, please contact our sales office.
Notes: 1. For indoor units without 'VRT Smart', the standard 'VRT' control is available (excludes Heat Reclaim Ventilators & Outdoor-Air Processing Unit).
2. FXDQ-TV1AA models denote a built-in multi tenancy adaptor. This adaptor allows an independent 24V power source to be supplied to the indoor unit PCB in conjunction with 1 phase power from the tenants board. This ensures critical operations, such as oil return are not affected should there be an interruption to the main indoor unit power.

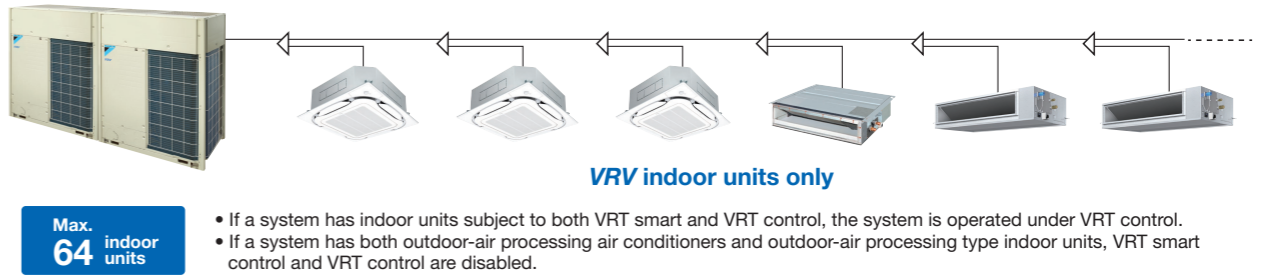
Residential indoor units with connection to BP units (VRF H SERIES ONLY)

Type	Model Name		20	25	35	50	60	71
		Rated Capacity (kW)	2.0	2.5	3.5	5.0	6.0	7.1
		Capacity Index	20	25	35	50	60	71
Ceiling Mounted Cassette (Compact Multi Flow)	FFQ-BV1B							
Slim Ceiling Mounted Duct	FDXS-CVMA	 (900/1,100 mm width type)						
Wall Mounted	CTXG-PVMAW							
	CTXG-PVMAS							
	FTXS-KVMA							
	FTXS-KAVMA							

Note: BP units are necessary for residential indoor units. Only single outdoor unit (RXYQ6-20A) can be connected.

VRF indoor unit type combinations

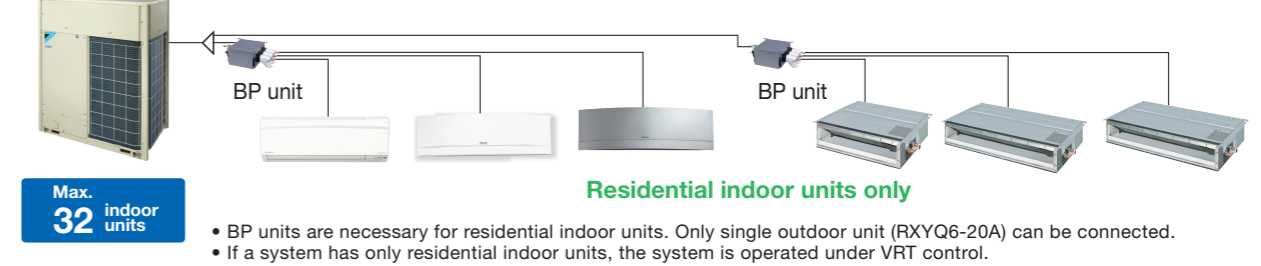
VRF indoor unit system



Mixed residential and VRF indoor unit system





Residential indoor unit only system




Specifications

Outdoor Units *VRV H SERIES*

High-COP Type

													
Model			RXYQ12AHYMA	RXYQ14AHYMA	RXYQ16AHYMA	RXYQ18AHYMA	RXYQ20AHYMA	RXYQ22AHYMA		RXYQ24AHYMA	RXYQ26AHYMA	RXYQ28AHYMA	RXYQ30AHYMA
Combination units			RXYQ6AYM	RXYQ6AYM	RXYQ8AYM	RXYQ8AYM	RXYQ8AYM	RXYQ6AYM		RXYQ8AYM	RXYQ8AYM	RXYQ8AYM	RXYQ8AYM
			RXYQ6AYM	RXYQ8AYM	RXYQ8AYM	RXYQ10AYM	RXYQ12AYM	RXYQ8AYM		RXYQ8AYM	RXYQ8AYM	RXYQ10AYM	RXYQ10AYM
			—	—	—	—	—	RXYQ8AYM		RXYQ8AYM	RXYQ10AYM	RXYQ12AYM	RXYQ12AYM
Power supply			3 phase 4-wire system, 380-415V/ 380V, 50Hz/ 60Hz					3 phase 4-wire system, 380-415V/ 380V, 50Hz/ 60Hz					
Cooling capacity	Btu/h		109,000	131,000	153,000	172,000	191,000	207,000		229,000	248,000	267,000	286,000
	kW		32.0	38.4	44.8	50.4	55.9	60.8		67.2	72.8	78.3	83.9
Heating capacity	Btu/h		123,000	147,000	171,000	193,000	213,000	232,000		256,000	278,000	299,000	321,000
	kW		36.0	43.0	50.0	56.5	62.5	68.0		75.0	81.5	87.5	94.0
Casing colour			Ivory white (5Y7.5/1)					Ivory white (5Y7.5/1)					
Airflow rate	m³/min		119+119	119+178	178+178	178+178	178+191	119+178+178		178+178+178		178+178+191	
Dimensions (H×W×D)	mm		(1,657×930×765)+(1,657×930×765)					(1,657×930×765)+(1,657×930×765)+(1,657×930×765)					
Machine weight	kg		185+185			185+200		185+185+185		185+185+200		185+200+200	
Sound level	dB(A)		59			60	61	61		62		62	
Refrigerant	Type		R-410A					R-410A					
	Charge	kg	6.9+6.9	6.9+7.0	7.0+7.0	7.0+7.4	7.0+7.6	6.9+7.0+7.0		7.0+7.0+7.0	7.0+7.0+7.4	7.0+7.0+7.6	7.0+7.4+7.6
Piping connections	Liquid	mm	φ12.7 (Brazing)			φ15.9 (Brazing)		φ15.9 (Brazing)		φ15.9 (Brazing)		φ19.1 (Brazing)	
	Gas	mm	φ28.6 (Brazing)					φ28.6 (Brazing)		φ34.9 (Brazing)			

				
Model		RXYQ32AHYMA	RXYQ34AHYMA	RXYQ36AHYMA
Combination units		RXYQ8AYM	RXYQ10AYM	RXYQ12AYM
		RXYQ12AYM	RXYQ12AYM	RXYQ12AYM
		RXYQ12AYM	RXYQ12AYM	RXYQ12AYM
Power supply		3 phase 4-wire system, 380-415V/ 380V, 50Hz/ 60Hz		
Cooling capacity	Btu/h	305,000	324,000	345,000
	kW	89.4	95.0	101
Heating capacity	Btu/h	341,000	365,000	386,000
	kW	100	107	113
Casing colour		Ivory white (5Y7.5/1)		
Airflow rate	m³/min	178+191+191		191+191+191
Dimensions (H×W×D)	mm	(1,657×930×765)+(1,657×930×765)+(1,657×930×765)		
Machine weight	kg	185+200+200	200+200+200	
Sound level	dB(A)	63		64
Refrigerant	Type	R-410A		
	Charge	kg	7.0+7.6+7.6	7.4+7.6+7.6
Piping connections	Liquid	φ19.1 (Brazing)		
	Gas	φ34.9 (Brazing)		φ41.3 (Brazing)

Note: Specifications are based on the following conditions;

- Cooling: Indoor temp.: 27°CDB, 19°CWB, Outdoor temp.: 35°CDB, Equivalent piping length: 7.5 m, Level difference: 0 m.
- Heating: Indoor temp.: 20°CDB, Outdoor temp.: 7°CDB, 6°CWB, Equivalent piping length: 7.5 m, Level difference: 0 m.
- Sound level: Anechoic chamber conversion value, measured at a point 1 m in front of the unit at a height of 1.5 m.











During actual operation, these values are normally somewhat higher as a result of ambient conditions and oil recovery mode.





When there is concern for noise the surrounding area such as residences, we recommend investigating the installation location and taking soundproofing measures.

Specifications

Outdoor Units *VRV H SERIES*

Standard Type

																																	
Model			RXYQ6AYM	RXYQ8AYM	RXYQ10AYM	RXYQ12AYM	RXYQ14AYM	RXYQ16AYM		RXYQ18AYM	RXYQ20AYM	RXYQ22AYMA	RXYQ24AYMA	RXYQ26AYMA	RXYQ28AYMA	RXYQ30AYMA	RXYQ32AYMA																
Combination units			—	—	—	—	—	—		—	—	RXYQ10AYM	RXYQ12AYM	RXYQ12AYM	RXYQ12AYM	RXYQ12AYM	RXYQ16AYM																
			—	—	—	—	—	—	—		—	—	RXYQ12AYM	RXYQ12AYM	RXYQ14AYM	RXYQ16AYM	RXYQ18AYM	RXYQ16AYM															
			—	—	—	—	—	—	—		—	—	—	—	—	—	—	—	—														
Power supply			3 phase 4-wire system, 380-415V/ 380V, 50Hz/ 60Hz							3 phase 4-wire system, 380-415V/ 380V, 50Hz/ 60Hz																							
Cooling capacity	Btu/h	54,600	76,400	95,500	114,000	136,000	154,000		171,000	191,000	210,000	229,000	251,000	268,000	285,000	307,000																	
	kW	16.0	22.4	28.0	33.5	40.0	45.0		50.0	56.0	61.5	67.0	73.5	78.5	83.5	90.0																	
Heating capacity	Btu/h	61,400	85,300	107,000	128,000	154,000	171,000		191,000	215,000	235,000	256,000	281,000	299,000	319,000	341,000																	
	kW	18.0	25.0	31.5	37.5	45.0	50.0		56.0	63.0	69.0	75.0	82.5	87.5	93.5	100																	
Casing colour			Ivory white (5Y7.5/1)							Ivory white (5Y7.5/1)																							
Airflow rate	m³/min	119	178	191	257				252	297	178+191	191+191	191+257	191+252	257+257																		
Dimensions (H×W×D)	mm	1,657×930×765				1,657×1,240×765			1,657×1,240×765		(1,657×930×765)+(1,657×930×765)		(1,657×930×765)+(1,657×1,240×765)			(1,657×1,240×765)+(1,657×1,240×765)																	
Machine weight	kg	185		200		285			305	325	200+200		200+285	200+305	285+285																		
Sound level	dB(A)	56		57	59	60			61	65	61	62		63																			
Refrigerant	Type	R-410A							R-410A																								
	Charge	kg	6.9	7.0	7.4	7.6	9.1	9.3	11.8	7.4+7.6	7.6+7.6	7.6+9.1	7.6+9.3	7.6+11.8	9.3+9.3																		
Piping connections	Liquid	mm	φ9.5 (Brazing)			φ12.7 (Brazing)			φ15.9 (Brazing)				φ19.1 (Brazing)																				
	Gas	mm	φ19.1 (Brazing)		φ22.2 (Brazing)		φ28.6 (Brazing)		φ28.6 (Brazing)				φ 34.9 (Brazing)																				

																								
Model			RXYQ34AYMA	RXYQ36AYMA	RXYQ38AYMA	RXYQ40AYMA	RXYQ42AYMA	RXYQ44AYMA			RXYQ46AYMA	RXYQ48AYMA	RXYQ50AYMA	RXYQ52AYMA	RXYQ54AYMA	RXYQ56AYMA	RXYQ58AYMA	RXYQ60AYMA						
Combination units			RXYQ16AYM	RXYQ16AYM	RXYQ12AYM	RXYQ12AYM	RXYQ10AYM	RXYQ12AYM			RXYQ14AYM	RXYQ16AYM	RXYQ16AYM	RXYQ16AYM	RXYQ18AYM	RXYQ18AYM	RXYQ18AYM	RXYQ20AYM						
			RXYQ18AYM	RXYQ20AYM	RXYQ12AYM	RXYQ12AYM	RXYQ16AYM	RXYQ16AYM			RXYQ16AYM	RXYQ16AYM	RXYQ16AYM	RXYQ18AYM	RXYQ18AYM	RXYQ18AYM	RXYQ20AYM	RXYQ20AYM						
			—	—	RXYQ14AYM	RXYQ16AYM	RXYQ16AYM	RXYQ16AYM			RXYQ16AYM	RXYQ16AYM	RXYQ18AYM	RXYQ18AYM	RXYQ20AYM	RXYQ20AYM	RXYQ20AYM	RXYQ20AYM						
Power supply			3 phase 4-wire system, 380-415V/ 380V, 50Hz/ 60Hz							3 phase 4-wire system, 380-415V/ 380V, 50Hz/ 60Hz														
Cooling capacity	Btu/h		324,000	345,000	365,000	382,000	403,000	423,000			444,000	461,000	478,000	495,000	512,000	532,000	553,000	573,000						
	kW		95.0	101	107	112	118	124			130	135	140	145	150	156	162	168						
Heating capacity	Btu/h		362,000	386,000	409,000	427,000	450,000	471,000			495,000	512,000	532,000	553,000	573,000	597,000	621,000	645,000						
	kW		106	113	120	125	132	138			145	150	156	162	168	175	182	189						
Casing colour			Ivory white (5Y7.5/1)																					
Airflow rate	m³/min		257+252	257+297	191+191+257		178+257+257		191+257+257		257+257+257		257+257+252	257+252+252	252+252+252	252+252+297	252+297+297	297+297+297						
Dimensions (H×W×D)	mm		(1,657×1,240×765)+(1,657×1,240×765)		(1,657×930×765)+(1,657×930×765) +(1,657×1,240×765)		(1,657×930×765)+(1,657×1,240×1,240) +(1,657×1,240×1,240)		(1,657×1,240×765)+(1,657×1,240×765)+(1,657×1,240×765)															
Machine weight	kg		285+305	285+325	200+200+285		200+285+285		285+285+285		285+285+305	285+305+305	305+305+305	305+305+325	305+325+325	325+325+325								
Sound level	dB(A)		64	66	64				65				66	68	69	70								
Refrigerant	Type		R-410A																					
	Charge	kg	9.3+11.8		7.6+7.6+9.1		7.6+7.6+9.3		7.4+9.3+9.3		7.6+9.3+9.3		9.1+9.3+9.3					9.3+9.3+9.3		9.3+9.3+11.8		9.3+11.8+11.8		11.8+11.8+11.8
Piping connections	Liquid	mm	φ19.1 (Brazing)																					
	Gas	mm	φ34.9 (Brazing)		φ41.3 (Brazing)								φ41.3 (Brazing)											

Note: Specifications are based on the following conditions;

- Cooling: Indoor temp.: 27°CDB, 19°CWB, Outdoor temp.: 35°CDB, Equivalent piping length: 7.5 m, Level difference: 0 m.
- Heating: Indoor temp.: 20°CDB, Outdoor temp.: 7°CDB, 6°CWB, Equivalent piping length: 7.5 m, Level difference: 0 m.
- Sound level: Anechoic chamber conversion value, measured at a point 1 m in front of the unit at a height of 1.5 m.



During actual operation, these values are normally somewhat higher as a result of ambient conditions and oil recovery mode.


When there is concern for noise the surrounding area such as residences, we recommend investigating the installation location and taking soundproofing measures.

Specifications

Outdoor Units *VRV R SERIES*

High-COP Type

												
Model			REYQ12TAHY1	REYQ14TAHY1	REYQ16TAHY1	REYQ18TAHY1	REYQ20TAHY1	REYQ22TAHY1	REYQ24TAHY1	REYQ26TAHY1	REYQ28TAHY1	REYQ30TAHY1
Combination units			REYQ6TAY1	REYQ6TAY1	REYQ8TAY1	REYQ8TAY1	REYQ8TAY1	REYQ6TAY1	REYQ8TAY1	REYQ8TAY1	REYQ8TAY1	REYQ8TAY1
			REYQ6TAY1	REYQ8TAY1	REYQ8TAY1	REYQ10TAY1	REYQ12TAY1	REYQ8TAY1	REYQ8TAY1	REYQ8TAY1	REYQ8TAY1	REYQ10TAY1
			—	—	—	—	—	REYQ8TAY1	REYQ8TAY1	REYQ10TAY1	REYQ12TAY1	REYQ12TAY1
Power supply			3 phase 4-wire system, 380-415V, 50Hz					3 phase 4-wire system, 380-415V, 50Hz				
Cooling capacity	Btu/h		109,000	131,000	153,000	172,000	191,000	207,000	229,000	248,000	267,000	286,000
	kW		32.0	38.4	44.8	50.4	55.9	60.8	67.2	72.8	78.3	83.9
Heating capacity	Btu/h		123,000	147,000	171,000	193,000	213,000	232,000	256,000	278,000	299,000	321,000
	kW		36.0	43.0	50.0	56.5	62.5	68.0	75.0	81.5	87.5	94.0
Casing colour			Ivory white (5Y7.5/1)					Ivory white (5Y7.5/1)				
Airflow rate	m³/min		119+119	119+158	158+158	158+168	158+180	119+158+158	158+158+158	158+158+168	158+158+180	158+168+180
Dimensions (H×W×D)	mm		(1,657×930×765)+(1,657×930×765)					(1,657×930×765)+(1,657×930×765)+(1,657×930×765)				
Machine weight	kg		215+215			215+230		215+215+215		215+215+230		215+230+230
Sound level	dB(A)		59			60	61	61		62		
Sound power level			80			81	82	82		83		
Refrigerant	Type		R-410A					R-410A				
	Charge	kg	9.6+9.6	9.6+9.7	9.7+9.7	9.7+9.8	9.7+9.9	9.6+9.7+9.7	9.7+9.7+9.7	9.7+9.7+9.8	9.7+9.7+9.9	9.7+9.8+9.9
Piping connections	Liquid	mm	φ12.7 (Brazing)			φ15.9 (Brazing)		φ15.9 (Brazing)		φ19.1 (Brazing)		
	Gas	mm	φ28.6 (Brazing)					φ28.6 (Brazing)		φ34.9 (Brazing)		
	High and low pressure gas	mm	φ19.1 (Brazing)	φ22.2 (Brazing)			φ28.6 (Brazing)		φ28.6 (Brazing)			

				
Model		REYQ32TAHY1	REYQ34TAHY1	REYQ36TAHY1
Combination units		REYQ8TAY1	REYQ10TAY1	REYQ12TAY1
		REYQ12TAY1	REYQ12TAY1	REYQ12TAY1
		REYQ12TAY1	REYQ12TAY1	REYQ12TAY1
Power supply		3 phase 4-wire system, 380-415V, 50Hz		
Cooling capacity	Btu/h	305,000	324,000	345,000
	kW	89.4	95.0	101
Heating capacity	Btu/h	341,000	365,000	386,000
	kW	100	107	113
Casing colour		Ivory white (5Y7.5/1)		
Airflow rate	m³/min	158+180+180	168+180+180	180+180+180
Dimensions (H×W×D)	mm	(1,657×930×765)+(1,657×930×765)+(1,657×930×765)		
Machine weight	kg	215+230+230	230+230+230	
Sound level	dB(A)	63		64
Sound power level		84		85
Refrigerant	Type	R-410A		
	Charge	kg	9.7+9.9+9.9	9.8+9.9+9.9
Piping connections	Liquid	mm	φ19.1 (Brazing)	
	Gas	mm	φ34.9 (Brazing)	
	High and low pressure gas	mm	φ28.6 (Brazing)	

Note: Specifications are based on the following conditions;

- Cooling: Indoor temp.: 27°CDB, 19°CWB, Outdoor temp.: 35°CDB, Equivalent piping length: 7.5 m, Level difference: 0 m.
- Heating: Indoor temp.: 20°CDB, Outdoor temp.: 7°CDB, 6°CWB, Equivalent piping length: 7.5 m, Level difference: 0 m.
- Sound level: Anechoic chamber conversion value, measured at a point 1 m in front of the unit at a height of 1.5 m.







During actual operation, these values are normally somewhat higher as a result of ambient conditions and oil recovery mode.





When there is concern for noise the surrounding area such as residences, we recommend investigating the installation location and taking soundproofing measures.

Specifications

Outdoor Units *VRV R SERIES*

Standard Type

																			
Model			REYQ6TAY1	REYQ8TAY1	REYQ10TAY1	REYQ12TAY1	REYQ14TAY1	REYQ16TAY1			REYQ18TAY1	REYQ20TAY1	REYQ22TAY1	REYQ24TAY1	REYQ26TAY1	REYQ28TAY1	REYQ30TAY1	REYQ32TAY1	
Combination units			—	—	—	—	—	—			—	—	REYQ10TAY1	REYQ12TAY1	REYQ12TAY1	REYQ12TAY1	REYQ12TAY1	REYQ16TAY1	
			—	—	—	—	—	—	—			—	—	REYQ12TAY1	REYQ12TAY1	REYQ14TAY1	REYQ16TAY1	REYQ18TAY1	REYQ16TAY1
			—	—	—	—	—	—	—			—	—	—	—	—	—	—	—
Power supply			3 phase 4-wire system, 380-415V, 50Hz							3 phase 4-wire system, 380-415V, 50Hz									
Cooling capacity	Btu/h	54,600	76,400	95,500	114,000	136,000	154,000			171,000	191,000	210,000	229,000	251,000	268,000	285,000	307,000		
	kW	16.0	22.4	28.0	33.5	40.0	45.0			50.0	56.0	61.5	67.0	73.5	78.5	83.5	90.0		
Heating capacity	Btu/h	61,400	85,300	107,000	128,000	154,000	171,000			191,000	215,000	235,000	256,000	281,000	299,000	319,000	341,000		
	kW	18.0	25.0	31.5	37.5	45.0	50.0			56.0	63.0	69.0	75.0	82.5	87.5	93.5	100		
Casing colour			Ivory white (5Y7.5/1)							Ivory white (5Y7.5/1)									
Airflow rate	m³/min	119	158	168	180	234	239			226	269	168+180	180+180	180+234	180+239	180+226	239+239		
Dimensions (H×W×D)	mm	1,657×930×765				1,657×1,240×765					1,657×1,240×765		(1,657×930×765)+(1,657×930×765)		(1,657×930×765)+(1,657×1,240×765)			(1,657×1,240×765)+(1,657×1,240×765)	
Machine weight	kg	215		230		310					342		230+230		230+310		230+342	310+310	
Sound level	dB(A)	56		57		59		60	61			62	65	61	62	63		64	
Sound power level		77		78		80		81	82			83	86	82	83	84		85	
Refrigerant	Type	R-410A							R-410A										
	Charge	kg	9.6	9.7	9.8	9.9	11.8				11.8		9.8+9.9		9.9+9.9	9.9+11.8		11.8+11.8	
Piping connections	Liquid	mm	φ9.5 (Brazing)			φ12.7 (Brazing)					φ15.9 (Brazing)			φ19.1 (Brazing)					
	Gas	mm	φ19.1 (Brazing)		φ22.2 (Brazing)		φ28.6 (Brazing)					φ28.6 (Brazing)			φ 34.9 (Brazing)				
	High and low pressure gas	mm	φ15.9 (Brazing)		φ19.1 (Brazing)		φ22.2 (Brazing)					φ22.2 (Brazing)	φ28.6 (Brazing)						

																			
Model			REYQ34TAY1	REYQ36TAY1	REYQ38TAY1	REYQ40TAY1	REYQ42TAY1	REYQ44TAY1			REYQ46TAY1	REYQ48TAY1	REYQ50TAY1	REYQ52TAY1	REYQ54TAY1	REYQ56TAY1	REYQ58TAY1	REYQ60TAY1	
Combination units			REYQ16TAY1	REYQ16TAY1	REYQ12TAY1	REYQ12TAY1	REYQ10TAY1	REYQ12TAY1			REYQ14TAY1	REYQ16TAY1	REYQ16TAY1	REYQ16TAY1	REYQ16TAY1	REYQ18TAY1	REYQ18TAY1	REYQ18TAY1	REYQ20TAY1
			REYQ18TAY1	REYQ20TAY1	REYQ12TAY1	REYQ12TAY1	REYQ16TAY1	REYQ16TAY1			REYQ16TAY1	REYQ16TAY1	REYQ16TAY1	REYQ16TAY1	REYQ18TAY1	REYQ18TAY1	REYQ18TAY1	REYQ20TAY1	REYQ20TAY1
			—	—	REYQ14TAY1		REYQ16TAY1				REYQ16TAY1	REYQ16TAY1	REYQ18TAY1	REYQ18TAY1	REYQ18TAY1	REYQ20TAY1	REYQ20TAY1	REYQ20TAY1	
Power supply			3 phase 4-wire system, 380-415V, 50Hz							3 phase 4-wire system, 380-415V, 50Hz									
Cooling capacity	Btu/h		324,000	345,000	365,000	382,000	403,000	423,000			444,000	461,000	478,000	495,000	512,000	532,000	553,000	573,000	
	kW		95.0	101	107	112	118	124			130	135	140	145	150	156	162	168	
Heating capacity	Btu/h		362,000	386,000	409,000	427,000	450,000	471,000			495,000	512,000	532,000	553,000	573,000	597,000	621,000	645,000	
	kW		106	113	120	125	132	138			145	150	156	162	168	175	182	189	
Casing colour			Ivory white (5Y7.5/1)							Ivory white (5Y7.5/1)									
Airflow rate	m³/min		239+226	239+269	180+180+234	180+180+239	168+239+239	180+239+239			234+239+239	239+239+239	239+239+226	239+226+226	226+226+226	226+226+269	226+269+269	269+269+269	
Dimensions (H×W×D)	mm		(1,657×1,240×765)+(1,657×1,240×765)		(1,657×930×765)+(1,657×930×765)		(1,657×930×765)+(1,657×1,240×765)				(1,657×1,240×765)+(1,657×1,240×765)+(1,657×1,240×765)								
Machine weight	kg		310+342		230+230+310		230+310+310				310+310+310		310+310+342	310+342+342	342+342+342				
Sound level	dB(A)		65	66	64	65				65	66		67		68	69	70		
Sound power level			86	87	85	86				86	87		88		89	90	91		
Refrigerant	Type		R-410A							R-410A									
	Charge	kg	11.8+11.8		9.9+9.9+11.8		9.8+11.8+11.8		9.9+11.8+11.8		11.8+11.8+11.8								
Piping connections	Liquid	mm	φ19.1 (Brazing)							φ19.1 (Brazing)									
	Gas	mm	φ34.9 (Brazing)	φ41.3 (Brazing)						φ41.3 (Brazing)									
	High and low pressure gas	mm	φ28.6 (Brazing)			φ34.9 (Brazing)						φ34.9 (Brazing)							

Note: Specifications are based on the following conditions;

- Cooling: Indoor temp.: 27°CDB, 19°CWB, Outdoor temp.: 35°CDB, Equivalent piping length: 7.5 m, Level difference: 0 m.
- Heating: Indoor temp.: 20°CDB, Outdoor temp.: 7°CDB, 6°CWB, Equivalent piping length: 7.5 m, Level difference: 0 m.
- Sound level: Anechoic chamber conversion value, measured at a point 1 m in front of the unit at a height of 1.5 m.

During actual operation, these values are normally somewhat higher as a result of ambient conditions and oil recovery mode.

When there is concern for noise the surrounding area such as residences, we recommend investigating the installation location and taking soundproofing measures.



Warning



- Ask a qualified installer or contractor to install this product. Do not try to install the product yourself. Improper installation can result in water or refrigerant leakage, electrical shock, fire or explosion.
- Use only those parts and accessories supplied or specified by Daikin. Ask a qualified installer or contractor to install those parts and accessories. Use of unauthorised parts and accessories or improper installation of parts and accessories can result in water or refrigerant leakage, electrical shock, fire or explosion.
- Read the user's manual carefully before using this product. The user's manual provides important safety instructions and warnings. Be sure to follow these instructions and warnings.

If you have any enquiries, please contact your local importer, distributor and/or retailer.

Cautions on product corrosion

1. Air conditioners should not be installed in areas where corrosive gases, such as acid gas or alkaline gas, are produced.
2. If the outdoor unit is to be installed close to the sea shore, direct exposure to the sea breeze should be avoided. If you need to install the outdoor unit close to the sea shore, contact your local distributor.

VRV is a trade mark of Daikin Industries, Ltd.

VRV Air Conditioning System is the world's first individual air conditioning system with variable refrigerant flow control and was commercialised by Daikin in 1982.

VRV is the trade mark of Daikin Industries, Ltd., which is derived from the technology we call "variable refrigerant volume."

•Specifications, designs and other content appearing in this brochure are current as of April 2018 but subject to change without notice.